

MILANO WEAVE PLATE DIAGRAM


DUE TO VARIATIONS IN HIDE SIZE, ALL MEASUREMENTS ARE ESTIMATES

METHOD #1

Standard Embossing Method

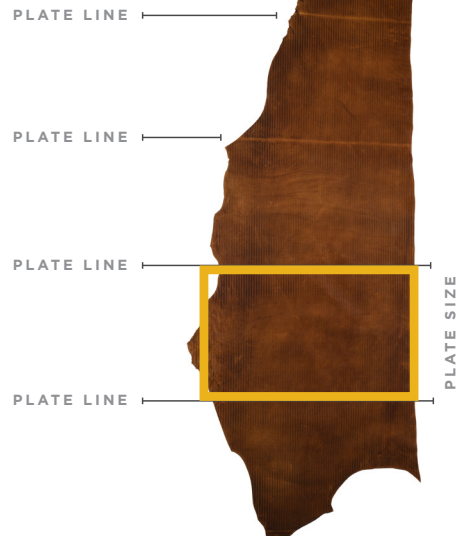
(3-4 PANELS)

- Pattern plate direction is horizontal
- Full plate size is 25" x 53"
- Sided hide is embossed 3-4 times to create panels. Panels range from 25" tall x 22-36" wide in size.
- 3-4 visible plate lines

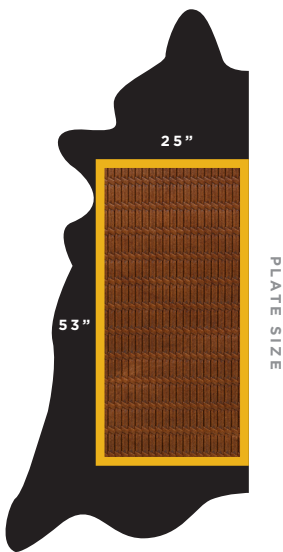


Pattern enlarged for clarity

SIDE
AVERAGE SIZE: 22 SQ FT



SIDE
AVERAGE SIZE: 22 SQ FT




METHOD #2

Maximum Length Embossing

(1 PANEL)

- Pattern plate direction is horizontal
- Full plate size is 25" x 53"
- Panels are pre-cut to fit dimensions of the plate to allow for embossing the maximum length
- No plate lines



Pattern enlarged for clarity

METHOD #3

Embossing on Suede Hides

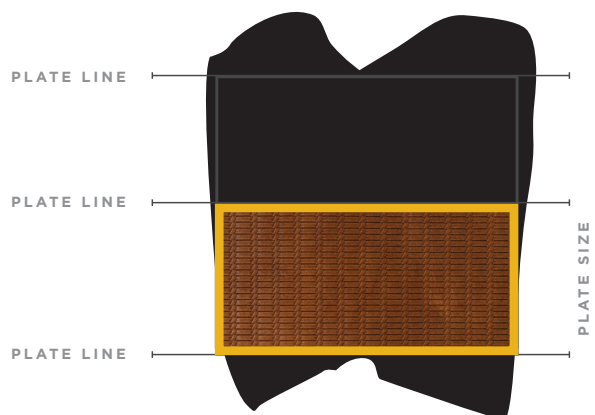
(DOUBLE BUTTS)

- Pattern plate direction is horizontal
- Full plate size is 25" L x 53" W
- Entire hide is embossed
- 3-4 visible plate lines

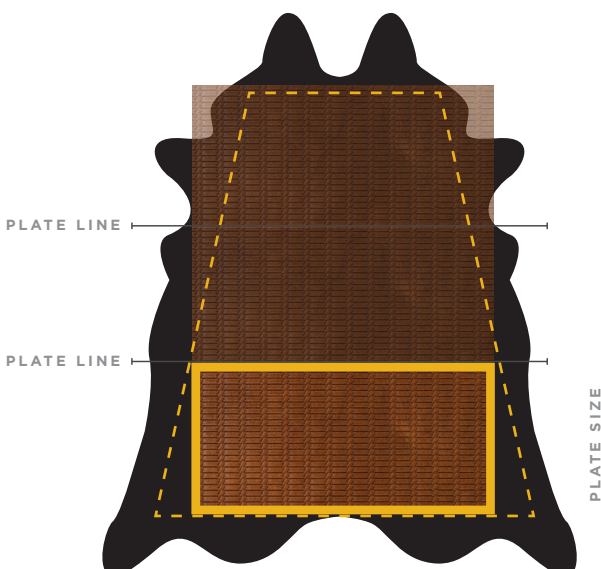


Pattern enlarged for clarity

DOUBLE BUTT
AVERAGE SIZE: 16-18 SQ FT



WHOLE HIDE
AVERAGE SIZE: 50-55 SQ FT



METHOD #4

Embossing on Trimmed Hides

(3 PANELS)

- Pattern plate direction is horizontal
- Full plate size is 25" x 53"
- Belly of the hide is embossed 3 times to create panels. Panels average 25"x53" in size, though may become smaller at the neck as the hide narrows in size.
- 2 visible plate lines



Pattern enlarged for clarity