



# Palace Point


Our Palace Point Collection features an elegant paisley pattern that echoes the exotic on our Satin Suede base. This dynamic pattern creates a stunning visual effect on the suede’s soft surface, injecting elements of dimension and texture that accentuate the leather’s tactile qualities and luxurious nap. The end result is a leather with enhanced durability that draws you in with its lavish glamour and modern elegance.

This is made to order. Production time is 2-3 weeks. Samples are stocked in limited quantity and may not be immediately available.

## Features

- Elegant metallic paisley transfer pattern
- Satin Suede base material
- Suitable for moderate to high traffic applications – please contact customer care for more information

<b>Avg. Hide Size</b>	<b>Avg. Thickness</b>
16 – 18 sq ft	1.3-1.5mm
1.49 – 1.67 sq m	
<b>Country of Origin</b>	<b>Tannage</b>
Spain	Chrome
<b>Base Leather</b>	<b>Finish</b>
Satin Suede	Suede
<b>Character</b>	<b>Grain</b>
Suede	Split
<b>Hide Type</b>	<b>Configuration</b>
Bovine	Double Butt
<b>Testing</b>	
Upon Request Only	



Blue Moon Bronze




Buttercup Multi Bronze



Cream Hammered Silver



Cream Multi Bronze



Espresso Multi Bronze




Sky Blue Antique Gold



Smoke Grey Cloud Matte



Smoke Taupe Pearl



Taupe Taupe Pearl